



of Paediatric Endoscopic Surgeons

9th ESPE ANNUAL CONGRESS



2019
11th - 13th september

Vicenza

Venice

Congress Chairman
Fabio Chiarenza



www.espes.eu

9th ESPES ANNUAL CONGRESS

Index

ABOUT ESPES

ESPES Foundation

pg. 3-6

PROGRAM AT GLANCE

pg. 7-12

WORKSHOP PROGRAMS

pg. 13-17

SOCIETY MEETINGS PROGRAMS

Turkish Society- TAPS-ENDO

pg. 19-22

BAPES Society Meeting &
GECI Society Meeting

pg. 23-24

RPSL Society Meeting

pg. 25-26

20th SIVI National Congress

pg. 27-32

9th ESPES ANNUAL CONGRESS

Program

pg. 33-52

Posters Sessions

pg. 53-62

9th ESPES ANNUAL CONGRESS

General Information

pg. 63-75

9th ESPES ANNUAL CONGRESS

Sponsor & Endorsement

pg. 76-79

ABOUT ESPES

ESPES Foundation

ESPES foundation took place during the conclusion of the 5th Congress of the British Association of Paediatric Endoscopic Surgeons (BAPES) in September 2004, organized in Paris together with other European Partnerships as GECl (France) - which hosted the Congress-, GPES (Germany), and SiVi (Italy).

We met in good spirit and ready to consider the interesting British proposal that aimed to unify the different European efforts to create a strong European society. The purpose was to conceive a society that could deal with both the more immediate and medium-long term difficulties related to the scientific development, institutional and commercial relationships and training of new specialists. However, the idea required more collective thinking. The meeting served to plant seed which has taken a lot of time and efforts to germinate, thanks to the input from several Societies: mainly the French, Italian, Swiss, Spanish, Turkish and with the incorporation of other European Societies of Pediatric Endosurgery year after year. In the following BAPES Meeting held outside Great Britain -which takes place every three years- in Istanbul (2007) and Bern (2010), we continued the work on the British proposal, giving birth to the European Society of Paediatric Endoscopic Surgeons (ESPES). The Society was led to its creation by the enthusiastic Dr. Azad Najmaldin from Leeds, a leading member, co-founder and former President of the BAPES, and with the participation, as founding members of outstanding Endoscopic

Surgeons (ESPES). The Society was led to its creation by the enthusiastic Dr. Azad Najmaldin from Leeds, a leading member, co-founder and former President of the BAPES, and with the participation, as founding members of outstanding Endoscopic Paediatric Surgeons from Britain, Italy, France, Germany, Spain, Slovakia, Turkey, Romania, Poland, Austria, Norway and Switzerland. It debuted in November in London, with the celebration of its first Congress (2nd to 5th November 2011).

Renowned Pediatric Surgeons from 10 European countries actively participated in the committees . During the Constitutional Assembly of the Society. Bylaws were written and the first Board of Directors was set up: headed by Azad Najmaldin -main driver and leader, true alma mater of the idea.

During the Congress, three lectures were given, 2 specialized round tables were held and 48 oral communications and 15 posters were presented.

All this was a great kick-off for this newborn ESPES, which began its journey with strength and sincere wishes for a unified European Pediatric Endosurgery.



9th ESPES ANNUAL CONGRESS



Dear Colleagues,

in September 2019 we will have the pleasure of hosting the 9th European ESPES Congress in Italy. As a founding member, I am proud to have witnessed the birth and growth of a society that in recent years has gathered more and more acclaim not only among the leading experts in pediatric and European mini- invasive surgery but also among more or less young surgeons who believed in the best of pediatric' mini-invasiveness.

Thanks to the work of all of us, ESPES has had the ability to overcome the barriers of single and sometimes small national companies, uniting them in a single container; this container collects the experience in pediatric, neonatal and fetal minimally invasive surgery of most of the European pediatric surgeries and represents an opportunity for a continuous growth and a cultural exchange among surgeons from all over Europe and beyond.

I hope that the Congress of Vicenza (a city declared a UNESCO World Heritage Site) can offer a perfect mix between specialist surgical updating and artistic and culinary culture.

We look forward to seeing you in Vicenza, hoping to share also in 2019 a unique experience to remember in the years to come.

Fabio Chiarenza
Congress Chairman

9th ESPES ANNUAL CONGRESS



Welcome Message

Dear Colleagues, Dear Friends,

welcome to the 9th Congress of The European Society of Pediatric Endoscopic Surgeons!

This year's meeting will be held in Vicenza an Italian historic city; it will be jointly held with a number of National Society of Minimally Invasive Pediatric Surgery as SIVI (Italy), Geci (France), RSPLS (Romanian), BAPES (England), BELAPS (Belgium, Luxembourg, Netherlands) Poland Group and Turkish Group.

We are looking forward to an exciting program highlighting innovations, research and education in pediatric minimally invasive surgery.

Don't forget: there is something for everyone from the junior surgeon to the expert in ESPES. Our, Your society has the dream and commitment to be the leading Society in new surgical ideas and techniques for the benefit of our little patients. The ESPES annual congress is the ideal place to exchange those ideas, show the new techniques and discuss them openly and directly with colleagues from over Europe and even from elsewhere. Our moto must be offering the most safe and minimal invasive technique available for patients in their local environment. One of the most important tasks of ESPES is helping colleagues from over Europe to reach this goal.

As President of the ESPES it's also a pleasure when you can announce that the number of submitted abstracts was never so high and that this number is increasing each year since the

beginning of the ESPES adventure. Quality is increasing by the way and you will see that Fabio Chiarenza, the ESPES Educational and Scientific Committees and Fabio's local team have put together a very exciting pre-congress and congress program as well as social highlights.

It's also a pleasure to know that several National Societies will join again the afternoon before the congress, organizing round tables, panel discussions and presentations. Don't hesitate to push the door of these sessions so has we encourage you to book for one of the master classes or hands on courses in the morning.

ESPES is going strait: the committees are working hard, the website is evolving, new Board members you elected will inject new ideas and we will have a new President Elect. Future is there.

This is finally the occasion of giving special thanks to Paul Philippe who acted so long as treasurer and was so committed to this crucial task for a Society, to Jozef Babala who did, with his friends, an incredible job on the website and also to Holger Till who leaves in order to become the next President of IPEG, a new occasion to remember all of you the great opportunity you will have next year joining for an incredible first: EUPSA, IPEG and ESPES in the same congress area at the same time in Vienna!

*Last but not least it's an honor for me to thank our past President **Ciro Esposito** who will also leave the Board. He did an invaluable job in stabilizing ESPES, reinforcing links with other societies and creating such a friendly atmosphere into the ESPES. Thanks **Ciro!***

I look forward to seeing you in Vicenza!

Sincerely yours,

Henri Steyaert
ESPES President



EXECUTIVE BOARD



PRESIDENT

Henri Steyaert



Honorary Secretary

Isabela Drăghici



Treasurer

Paul Philippe



Webmaster

Jozef Babala



EB Member

Holger Till



EB Member

Alessio Pini Prato



Past President

Ciro Esposito



Former President

Philippe Montupet



Congress Chairman

Salvatore Fabio Chiarenza



1. 11TH SEPTEMBER | a.m.
WORKSHOP
UNIVERSITY TEACHING CENTER
Contrà San Bortolo 85, Vicenza

2. 11TH SEPTEMBER | p.m.
SOCIETY MEETINGS
CONFINDUSTRIA, BONIN LONGARE PALACE
Corso Palladio 13, Vicenza

3. 11TH SEPTEMBER | a.m. p.m.
SIVI MEETINGS
PALAZZO DELLE OPERE
P.zza Duomo 2, Vicenza

4. 11TH SEPTEMBER | 6.00 7.30 p.m.
OPENING CEREMONY
OLYMPIC THEATER
P.zza Giacomo Matteotti 11, Vicenza

5. 11TH SEPTEMBER | 7.45 9.00 p.m.
WELCOME COCKTAIL
PALLADIAN BASILICA
Piazza dei Signori, Vicenza

6. 12TH-13TH SEPTEMBER | **CONGRESS**
CITY THEATER
Via Giuseppe Mazzini 39, Vicenza

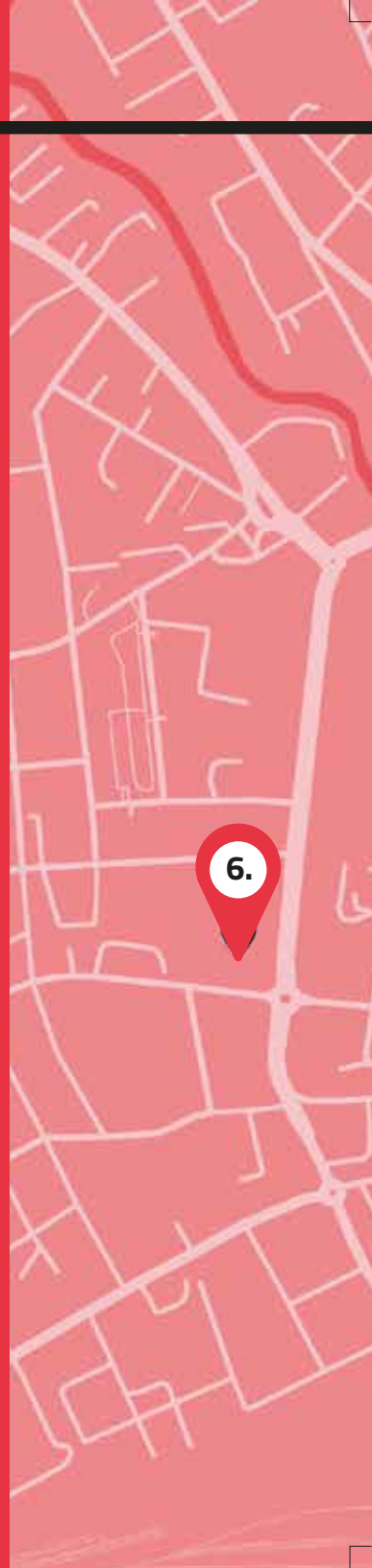


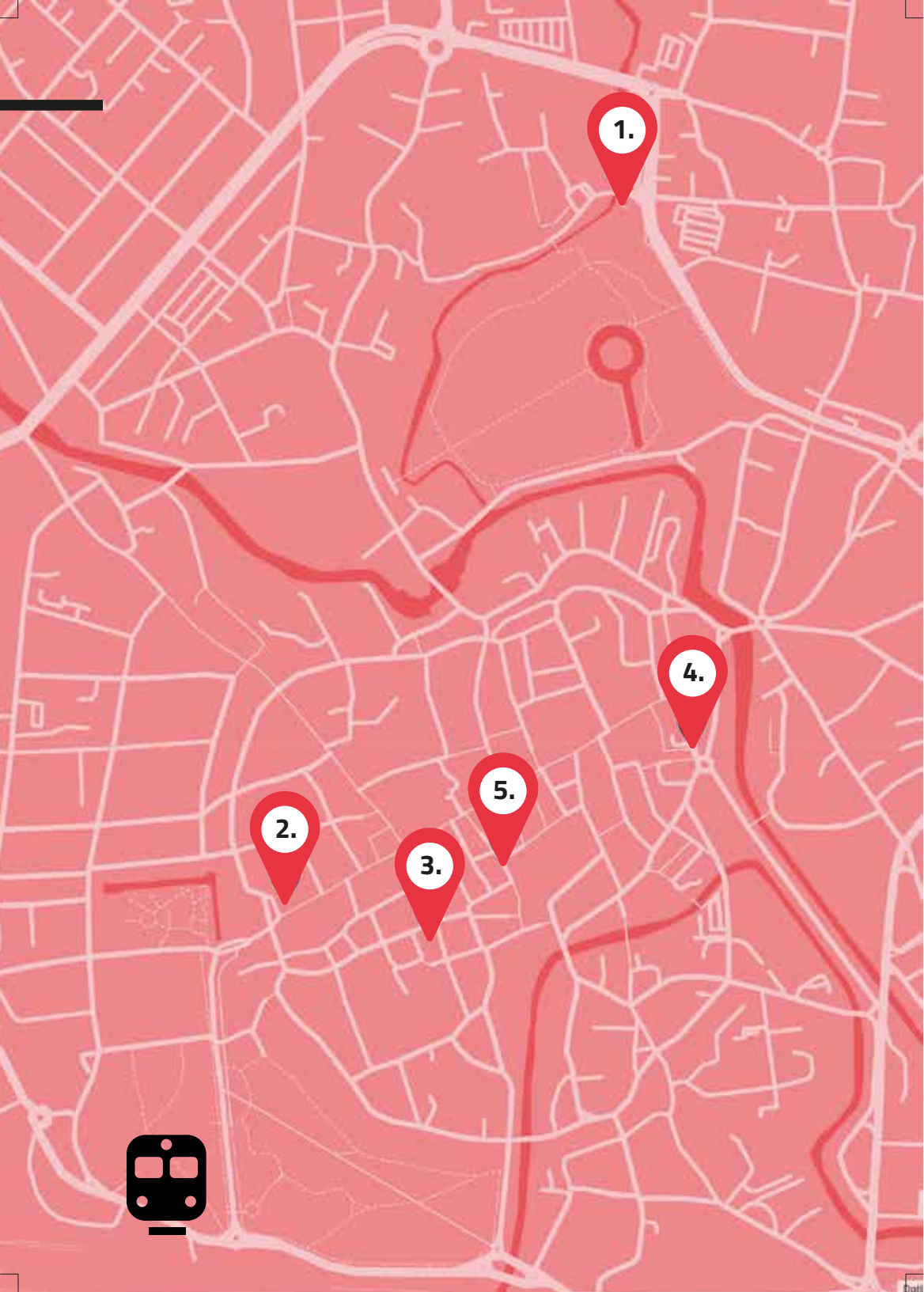
VICENZA CENTRAL STATION
Viale Venezia, 14/b, Vicenza
ALL CONGRESS VENUES
ARE WALKING DISTANCE



9th
ANNUAL CONGRESS

ESPES
MAP





1.

2.

3.

5.

4.





PROGRAM AT GLANCE

UNIVERSITY TEACHING CENTER

ROOM 14	ROOM 12	ROOM "SEMICIRCOLARE"
<p>8.30am - 1.30am MATERCLASS ROBOTIC SURGERY</p>	<p>8.30am - 1.30pm WORKSHOP IN PEDIATRIC MIS electrosurgical techniques, vascular sealing and mechanical sutures in pediatric laparoscopic surgery</p>	<p>8.30am - 1.30am MASTERCLASS OF MIS IN PEDIATRIC UROLOGY Evidence based results after 25 years of mis in pediatric urology</p>
<p>6.00pm - 7.15pm OPENING CEREMONY Olympic Theatre Vicenza CONCERT WITH POPULAREST SONGS OF ENNIO MORRICONE</p>		
<p>7.45pm WELCOME COCKTAIL AT THE PALLADIAN BASILIC</p>		

11th SEPTEMBER 2019

ROOM 5	CONFINDUSTRIA PALAZZO BONIN LONGARE			PALAZZO DELLE OPERE
	PALLADIO ROOM	TRISSINO ROOM	SCAMOZZI ROOM	
1.00pm 5.00pm TURKISH SOCIETY TAPS-ENDO	1.30pm 5.30pm BAPES Society Meeting	1.30pm 5.30pm RSPLS Society Meeting	1.30pm 5.30pm GECI Society Meeting	10.00am 5.00pm 20° Congresso Nazionale SIVI



PROGRAM AT GLANCE

12th SEPTEMBER 2019

MUNICIPAL THEATER

	PLENARY ROOM	ROOM B
	7.30a.m. Opening Registration	
	8.00am - 9.00am SESSION I GASTROINTESTINAL	
	9.00am - 10.00am SESSION II UROLOGY	
	10.00am - 11.00am SESSION III GASTROINTESTINAL	10.00am - 11.00am POSTER SESSION I GASTROINTESTINAL
	11.00am - 12.00pm SESSION IV UROLOGY	11.00am - 12.00pm POSTER SESSION II THORAX
	12.00pm - 1.00pm SESSION V UROLOGY	
	1.00pm - 1.15pm PRESIDENTIAL ADDRESS	
	1.15pm - 1.30pm ESPES MANUAL OF PEDIATRIC MINIMALLY INVASIVE SURGERY PRESENTATION	
	1.30pm - 2.30pm LUNCH	
	2.30pm - 3.00pm ESPES KEYNOTE LECTURE	
	3.00pm - 3.45pm SESSION VI THORAX	3.00pm - 4.00pm POSTER SESSION III MISCELLANEOUS
	3.45pm - 4.30pm SESSION VII THORAX	
	4.30pm - 5.30pm ESPES-IPEG SESSION	
	6.30pm DEPARTURE FROM TEATRO COMUNALE TO VENICE	
	8.00pm GALA CRUISE DINNER IN VENICE	
	12.00pm RETURN FROM VENICE TO THE TEATRO COMUNALE	



PROGRAM AT GLANCE

13th SEPTEMBER 2019

MUNICIPAL THEATER

PLENARY ROOM	ROOM B
8.00am - 9.00am SESSION VIII THORAX	
9.00am - 10.00am SESSION IX MISCELLANEOUS	9.00am - 10.00am POSTER SESSION I UROLOGY AND MISCELLANEOUS
10.00am - 10.30am ESPES KEYNOTE LECTURE	
10.30am - 11.45pm SESSION X INNOVATIONS & ROBOTICS	
11.45pm - 12.45pm ROUND TABLE MIS ESOPHAGEAL REPLACEMENTS	
12.45pm - 1.30pm GENERAL ASSEMBLY	
1.30pm - 2.30pm LUNCH	
2.30pm - 3.30pm ROUND TABLE THORACOSCOPY	
3.30pm - 4.30pm SESSION XI UROLOGY 2	
4.30pm - 5.30pm SESSION XII INNOVATIONS & ROBOTICS * ONCOLOGY	
5.30pm - 6.30pm SESSION XIII MISCELLANEOUS	
6.30pm CLOSING REMARKS H. Steyaert	

11TH SEPTEMBER

9th
ANNUAL CONGRESS

ESPES

WORKSHOP PROGRAMS
UNIVERSITY TEACHING CENTER

*SESSION NOT ACCREDITED FOR CME CREDITS

PROGRAM

9th ESPES



11th SEPTEMBER 2019

8:30-1:30
a.m

MASTERCLASS ROBOTIC SURGERY

Chairmen: H. Steyaert, H. Lardy

Room 14

8:30
a.m Registration

9:00
a.m Tips and Tricks in installation and docking
T. Blanc, H. Lardy

9:30
a.m Learning curve in robotic surgery: really shorter?
I. Kassite

10:00
a.m Applications of fluorescence imaging using indocyanine green
M. Escolino

10:30
a.m COFFEE BREAK

11:00
a.m Hybrid operating room; how a radiologist can help a surgeon
M. Laureys

11:30
a.m Augmented reality and laparoscopy: the digital revolution in the OR!
S. Madad Zadeh

12:00
p.m Italian Robotic Experience. Results of an Italian Multicentric Survey
M. Lima

12:30
p.m **Training on virtual robotic station**

*SESSION NOT ACCREDITED FOR CME CREDITS

ANNUAL CONGRESS

8:30-1:30
a.m. p.m.**MASTERCLASS OF MIS IN PEDIATRIC UROLOGY**Evidence based results after 25 years of mis in pediatric urology
Chairmen: C. Esposito, F. Varlet8:30
a.m.**Upper Urinary Tract**

Evidence based medicine on the minimally invasive surgical management of uretero-pelvic junction obstruction (UPJO)

P. Szavay9:00
a.m.**Upper Urinary Tract**

Laparoscopic treatment of renal cancer in children, review of oncologic and surgical complications

F. Varlet9:30
a.m.**Lower Urinary Tract**

Long term results of MIS management of vesico-ureteral reflux (VUR) and analysis of postoperative bladder dysfunction after laparoscopic and robotic extravesical ureteral reimplantation in children

P. Caione10:00
a.m.

COFFEE BREAK

10:30
a.m.**Lower Urinary Tract**

Evidence based results on the endoscopic treatment of urinary stones

C. Esposito11:00
a.m.**Lower Urinary Tract**

Long-term outcomes in primary obstructive megaureter (POM) treated by endoscopic balloon dilation

J. M. Angulo11:30
a.m.**Lower Urinary Tract**

Current surgical practice about the management of ureterocele in single and duplex system

H. Till12:00
p.m.**Presentation of complicated and difficult cases****Faculty**

Room "SEMICIRCOLARE"

***SESSION NOT ACCREDITED FOR CME CREDITS**

PROGRAM

9th ESPES
ANNUAL CONGRESS



11th SEPTEMBER 2019

8:30-1:30
a.m p.m.

WORKSHOP IN PEDIATRIC MIS

Electrosurgical techniques, vascular sealing and mechanical sutures in pediatric laparoscopic surgery

Chairmen: I. Draghici, A. Pini Prato

Room 12

- 8:30 a.m Modern dissection and hemostasis techniques in pediatric laparoscopic surgery - advantages and indications
I. Draghici
- 8:40 a.m Monopolar hook cautery
H. Till
- 8:50 a.m LigaSure, ENSEAL (vessel-sealing systems) - principles and indications of the sealing of the vascularpedicles
A. Pini Prato
- 9:00 a.m UltrasonicScalpels (Lotus, Harmonic) - benefits in laparoscopic dissection
E. Van Der Veken
- 9:10 a.m MIS of parenchymalorgans (hepatectomy, splenectomy, thymectomy etc.)
J. Breaud
- 9:20 a.m Techniques of laparoscopic mechanical sutures in pediatric surgery - linear, circularstaples
M. Mendoza Sagaon
- 9:30 a.m Laparoscopic appendectomy with linear stapler - cost / benefit ratio
P. Montupet
- 9:40 a.m The technique of laparoscopic intestinal resection
V. Di Benedetto
- 9:50 a.m COFFEE BREAK
- 10:15 a.m **PRACTICAL PART**
- 01:00 p.m Discussions, conclusions, distribution of certificates

***SESSION NOT ACCREDITED FOR CME CREDITS**

9th
ANNUAL CONGRESS

ESPES

SOCIETY MEETINGS PROGRAMS
UNIVERSITY TEACHING CENTER,
CONFINDUSTRIA, BONIN LONGARE PALACE,
PALAZZO DELLE OPERE

11TH SEPTEMBER

*SESSION NOT ACCREDITED FOR CME CREDITS

11th SEPTEMBER 2019

**UNIVERSITY TEACHING CENTER
ROOM 5**



1.00^{pm}
5.00^{pm}

TURKISH SOCIETY TAPS-ENDO

*SESSION NOT ACCREDITED FOR CME CREDITS

ESPES
SOCIETY MEETINGS

***SESSION NOT ACCREDITED FOR CME CREDITS**

Session I R O U N D T A B L E S *

Round Table 1

Rolling Stones in Pediatric Surgery: Intra and extraluminal minimal invasive procedures for stones in gastrointestinal and urogenital system.

Discussion

Ç. Ulukaya Durakbaşa, M. Bingöl Koloğlu, B. Tokar

Round Table 2

What have we done for training and development of endoscopic surgery as Turkish pediatric surgeons in the last 20 years

Discussion

B. Erginel, O. Ergün, B. Tander

Coffee Break

Session II O R A L P R E S E N T A T I O N S *

Moderators: F. Gün Soysal, Z. Dökümcü

Do we need real time fluoroscopic imaging during esophageal balloon dilatation?

D. Demirel, S. Hancıoğlu, B. Dagdemir, F. Bernay Ondokuz Mayıs

University, Department of Pediatric Surgery, Samsun, Turkey

Extrapulmonary intradiaphragmatic pulmonary sequestration excision (video)

Z. Dokumcu, A. Erdener, C. Ozcan Ege

University Faculty of Medicine Department of Pediatric Surgery, Izmir, Turkey

Open vs thoracoscopic lobectomy in children

G. Sakul, Z. Dokumcu, U. Celtik, E. Divarci, A. Erdener, C. Ozcan Ege

University Faculty of Medicine Department of Pediatric Surgery, Izmir, Turkey

Laparoscopic approach to the complicated hepatic hydatid cyst in a child

E. Özçakır

University of Health Sciences, Bursa Yüksek İhtisas Training and Research Hospital, Department of Pediatric Surgery, Bursa, Turkey

Laparoscopic Surgery for Gonadal Interventions in Children with Disorders of Sexual Development

B. Erginel, F. Soysal, A. Karadag, E. Keskin, T. Salman Istanbul

University, Medical School of Istanbul, Department of Pediatric Surgery, Istanbul, Turkey

Laparoscopic ovarian transposition before pelvic radiotherapy in children.

D. Demirel, B. Yagız, F. Bernay Ondokuz Mayıs

University, Department of Pediatric Surgery, Samsun, Turkey

***SESSION NOT ACCREDITED FOR CME CREDITS**

Treatment of uterine didelphys by the combination of transvaginal and transabdominal approach

S. Sancar, E. Özçakır, M. Kaya

University of Health Sciences, Bursa Yüksek İhtisas Training and Research Hospital, Department of Pediatric Surgery, Bursa, Turkey

Laparoscopic right adrenalectomy for an adrenocortical carcinoma in a 15-year-old girl

S. Sancar

University of Health Sciences, Bursa Yüksek İhtisas Training and Research Hospital, Department of Pediatric Surgery, Bursa, Turkey

Long Term Postoperative Follow-up of Ultrasound and Scintigraphic Findings in Infant Laparoscopic Pyeloplasty

Ç. Arslan Alici, S. Kandemir, U. Alici, B. Tokar Eskisehir Osmangazi

University, School of Medicine, Department of Pediatric Surgery, Eskisehir, Turkey

Two Laparoscopic Options for Ureteroureterostomy in Ureteral Duplication with Ectopic Ureter: Intracorporeal and Laparoscopy-Assisted Extracorporeal Approaches

H. Turan, S.Kandemir, Ç. Arslan Alici, U. Alici, B. Tokar Eskisehir Osmangazi

University, School of Medicine, Department of Pediatric Surgery, Eskisehir, Turkey

Management of Symptomatic Pediatric Renal Cyst: Laparoscopic Unroofing

E. A. K. Egemen*, S. Sancar, E. Özçakır**, M. Kaya****

University of Health Sciences, Bursa Yüksek İhtisas Training and Research Hospital, *Division of Pediatric Urology

** Department of Pediatric Surgery, Bursa, Turkey

*The official language for the Sessions will be both Turkish and English. For selected oral presentation presenter will speak in Turkish but have slides in English. Presentation and slides in the round tables will be in English in order to encourage the participation of foreign surgeons.

11th SEPTEMBER 2019

CONFINDUSTRIA | PALAZZO BONIN LONGARE PALLADIO ROOM

*SESSION NOT ACCREDITED FOR CME CREDITS

- Complex Case discussions
 - BAPES surveys for conference
 - MIS courses in UK : what do trainees want ?
 - Leeds Program sub committee meeting
 - End of the Meeting
-

CONFINDUSTRIA | PALAZZO BONIN LONGARE SCAMOZZI ROOM

*SESSION NOT ACCREDITED FOR CME CREDITS

- Round table: Urology,
 - Round table: diaphragmatic hernia,
 - Round table: studies and projects in progress
 - General assembly
-

ESPES
SOCIETY MEETINGS



1.30^{pm}
5.30^{pm}

BAPES SOCIETY MEETING

GECI SOCIETY MEETING

11th SEPTEMBER 2019

**CONFINDUSTRIA | PALAZZO BONIN LONGARE
TRISSINO ROOM**

***SESSION NOT ACCREDITED FOR CME CREDITS**

LAPAROSCOPIC MANAGEMENT IN PEDIATRIC EMERGENCIES



1.30^{pm}
5.30^{pm}

RSPLS SOCIETY MEETING

ESPES

SOCIETY MEETINGS

11th SEPTEMBER 2019

PALAZZO DELLE OPERE



10.00^{am}
5.00^{pm}

20TH
SIVI
NATIONAL
CONGRESS

*SESSION NOT ACCREDITED FOR CME CREDITS

ESPES
SOCIETY MEETINGS

***SESSION NOT ACCREDITED FOR CME CREDITS**

10.00_{am} Apertura del Congresso
Presidente SIVI | P. Caione

“Welcome message of the 9th ESPES Annual Meeting Chairmen”
S. F. Chiarenza

10.20_{am} **I Sessione Comunicazioni Libere | GASTROENTEROLOGIA**
Moderatori: G. Cobellis, G. Pelizzo

Laparoscopic nissen fundoplication: an excellent treatment of gerd-related respiratory symptoms in children. Results of a multicentric study

C. Esposito, S. Izzo, F. Del Conte, V. Coppola, S. Mazzoleni, A. Saxena, S. Irtan, H. Till, M. Escolino

Laparoscopic heller myotomy for dysphagia in children with triple a syndrome: report of three cases

A. A. Scarpa, G. Casadio, L. Lombardi, F. De Girolamo, C. Emilio

Trans-umbilical laparoscopic assisted appendectomy vs totally laparoscopic appendectomy: is there still place for a TULAA?

R. Guanà, S. Garofalo, M. G. Cortese, L. Lonati, E. Teruzzi, F. Gennari

Twenty-five year experience with laparoscopic cholecystectomy in the pediatric population - from 10 mm clips to icg fluorescence technology: long term results and technical considerations

C. Esposito, M. Cerulo, A. Settimi, A. Farina, V. Coppola, S. Izzo, S. Mazzoleni, M. Escolino

Laparoscopic cholecystectomy in children: what are the criteria in determining surgical timing?

G. Pelizzo, R. Bussani, G. Rosone, M. Di Mitri, S. Amoroso, V. Girgenti, D. Bommarito, D. Rozze, S. Venus, V. Calcaterra

Multiseptate gallbladder in a child: case report and review of pediatric literature

G. Fusi, M. Bertozzi, I. Bizzarri, R. Angotti, S. Ceppi, G. Di Cara, S. Esposito, M. Messina, F. Molinaro

Laparoscopic surgery for hepatobiliopancreatic disease in children: is it safe?

The “Ospedale Pediatrico Bambino Gesù” experience

A. Rigamonti, R. Angelico, M. C. Saffioti, C. Grimaldi, R. Pariente, L. Monti, M. Rollo, C. Dionisi-Vici, I. Guzzo, P. Francalancii, M. Spada

Endoscopic pilonidal sinus treatment: our experience

G. Milazzo, G. Spampinato, R. Patti, V. Amaro, F. Scalisi, M. G. Scuderi, V. Di Benedetto

Endoscopic pilonidal sinus treatment in pediatric age: our experience

L. C. Abati, M. Brugnoli, E. Piro, V. Zocca, R. L. Pinciroli, S. Calamida, A. D’Alessio

***SESSION NOT ACCREDITED FOR CME CREDITS**

11.30_{am} II Sessione Comunicazioni Libere | ROBOTICA

Moderatori: P. Gamba, M. G. Scuderi

Robot-assisted splenectomy in chronic autoimmune thrombocytopenia in a 15 year-old patient

Silvia bisoffi, francesco fascetti leon, costanza tognon, laura sainati, P. Gamba

Robot-assisted laparoscopic pyeloplasty (ralp) in children with horseshoe kidneys: results of a multicentric international study

C. Esposito, L. Masieri, S. Izzo, S. Mazzoleni, T. Blanc, G. Manzoni, S. Silay, V. Coppola, M. Cerulo, F. Del Conte, M. Escolino

Laparoscopic and robotic-assisted repair of retrocaval ureter in children: a multi-institutional comparative study with open repair

C. Esposito, L. Masieri, S. Izzo, M. Cerulo, V. Coppola, J. S. Valla, P. Josè Lopez, B. Tokar, I. Mushtaq, S. Mazzoleni, M. Escolino

"Funduplicatio" secondo nissen con tecnica robotica: esperienza preliminare

M. Ilari, G. Torino, F. Nino, F. Mariscoli, G. Cobellis

Robotic enucleation of a solid pseudopapillary neoplasm in a 9-year-old girl

G. Spampinato, R. Patti, G. Milazzo, V. Di Benedetto, M. G. Scuderi

Robotic ureterocalicostomy without hilar clamping to treat the obstructive hydronephrosis with lower renal pole normal parenchyma: our experience in pediatric age

G. Torino, A. Cruccetti, M. Ilari, E. Brandigi, F. Mariscoli, A. Martino, G. Cobellis

12.30_{pm} Video didattico | "IL DOCKING IN CHIRURGICA ROBOTICA PEDIATRICA"

V. Di Benedetto, M. G. Scuderi

01.00_{pm} Social lunch SIVI

01.45_{pm} Lettura magistrale | "Evoluzione della chirurgia mini-invasiva in europa"

G. Riccipetioni

presenta: P. Caione

02.15_{pm} III Sessione Comunicazioni Libere | SESSIONE SIVI-SI

Moderatori: M. Cheli, A. Pini Prato

Introduzione: Why the nurses? P. Caione

Laparoscopic renal surgery in paediatric setting: how to set-up the operating room

S. Cestra, I. Gubbiotti, F. Ricci, A. Brach, V. Cillo, L. Carlesi, P. Caione, M. Innocenzi, G. Collura, E. Mele, S. Gerocarni Nappo, N. Capozza

Operating room set-up and paediatric patient management for laparoscopic kidney surgery: proposal of standardized protocol

V. Cillo, I. Gubbiotti, S. Cestra, F. Ricci, A. S. Brach, L. Carlesi, F. Gallo, O. Bergantini, C. Cervoni, E. Mele, S. Gerocarni Nappo, N. Capozza, P. Caione*

***SESSION NOT ACCREDITED FOR CME CREDITS**

Ergonomia in laparoscopia : valutazione negli interventi di pieloplastica e di appendicectomia

R. Cabiddu, C. Lamura, V. Carli, B. Tadini, M. Catti, D. Garrou, R. Guanà, L. Lonati, F. Gennari, S. Gerocarni Nappo

The role of dedicated nurses in the diagnostic-therapeutic workup of hirschsprung's disease

T. Milanese, V. Barbetta, V. Caso, C. Perretti, S. Rocca, L. Pombia, E. Grassi, L. Gambarini

The role operative protocols for anesthesia and scrub nurses in the treatment of hirschsprung's disease

G. Mocca, . Cimorelli, e. Grassi, I. Gambarini

03.15
pm

IV Sessione Comunicazioni Libere | MISCELLANEA

Moderatori: S. Gerocarni Nappo, C. Romeo

The use of 3 millimeters trocars and devices in laparoscopic nephrectomy

R. Patti, G. Spampinato, G. Milazzo, V. Di Benedetto, M. G. Scuderi

Laparoscopic partial nephrectomy in duplex kidneys with giant megaureter in infants less than 10 kg: two peculiar cases

M. Iaquinto, M. G. Scarpa, R. De Castro, J. Schleef

Efficacy of laparoscopic "diamond like" non-dismembered pyeloplasty for upj obstruction

V. Bucci, M.L. Conighi, C. Bleve, L. Tarallo, G. Giannotti, M. Cheli, S. F. Chiarenza

Isolated fallopian tube torsion (iftt) management in female adolescents. The role of laparoscopy

C. Bleve, L. Fasoli., M. L. Conighi, V. Bucci., S. D'Agostino, L. Costa , F. Battaglino, E. Zolpi, E. Carretto, S. F. Chiarenza.

Current management of primary spontaneous pneumothorax (psp): a nationwide survey

E. Cerchia, M. Cheli

Laparoscopic repair of morgagni-larrey's anterior diaphragmatic hernia: advantages and limitations of the procedure

R. Guanà, S. Garofalo, M. G. Cortese, L. Lonati, E. Teruzzi, F. Gennari

Postsurgical diaphragmatic herniation: a rare delayed complication of laparoscopic surgery in children

A. Ratta, V. Carlini, L. De Biagi, S. Federici

Veress needle pneumoperitoneum creation for laparoscopic entry: myth or reality?

A. Pini Prato, F. Palo, M. G. Faticato, C. Carlini, G. Mattioli

A single centre experience in the endoscopic treatment of urinary stone disease

F. Marinoni, G. Selvaggio, P. Acquati, S. Costanzo, T. Russo, F. Rebosio, G. Riccipetioni

***SESSION NOT ACCREDITED FOR CME CREDITS**

04.15_{pm}

Presentazione CONSENSUS SIVI

Best Practice in "Appendicectomy" | F. Beretta

Moderatori: V. Di Benedetto, P. Lelli Chiesa

Discussants: A. D'Alessio, C. Esposito, M. Gambino, M. Messina

04.55_{pm}

Considerazioni conclusive e chiusura del 20° CONGRESSO SIVI
P. Caione

05.00_{pm}

ASSEMBLEA GENERALE SOCI SIVI

Premio miglior comunicazione giovane Socio

C. Esposito, M. G. Scuderi

SOCIAL PROGRAM

11TH SEPTEMBER

6:00 – 7:15
p.m.

OLYMPIC THEATRE VICENZA

(oldest cover theatre in the world, World Heritage Site)

OPENING CEREMONY

Greetings from the authorities

Concert with popularest songs of Ennio Morricone

Maestro Giuliano Fracasso Choir and Orchestra Director

7:45
p.m.

Welcome cocktail at the Palladian Basilic

9th
ANNUAL CONGRESS

ESPES

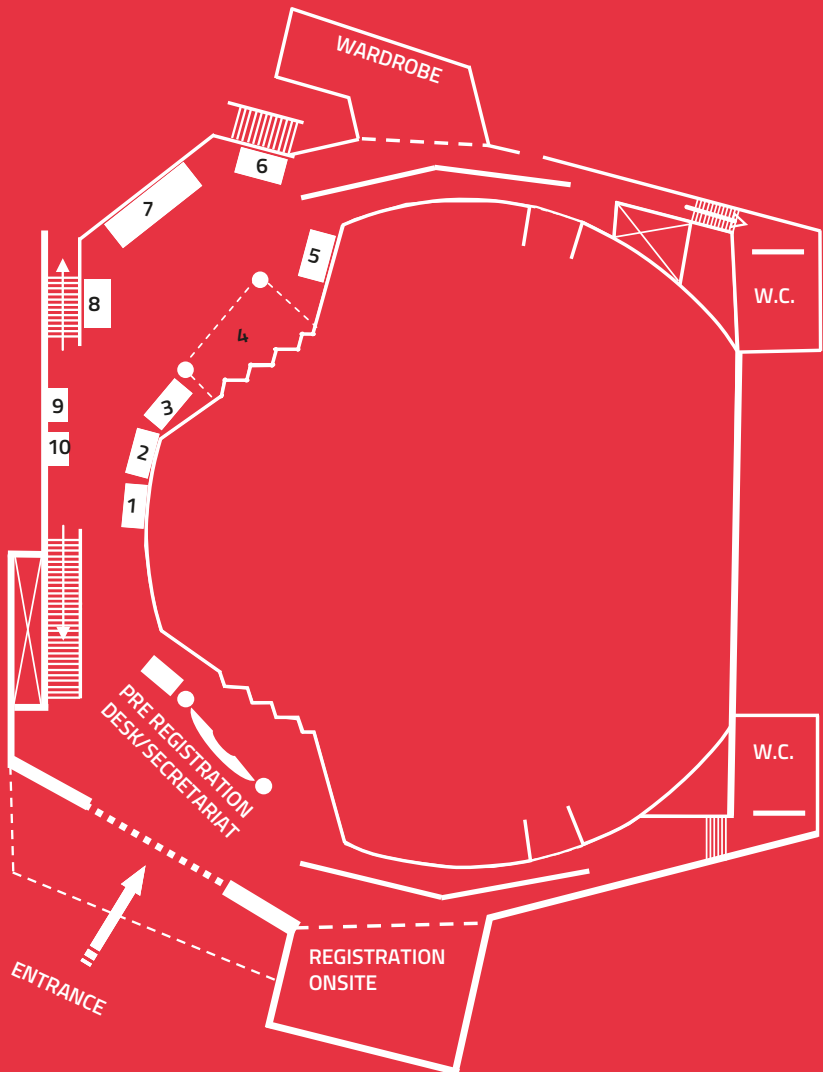
12TH 13TH SEPTEMBER

ESPES PROGRAM
MUNICIPAL THEATER

CONGRESS SPACES EXHIBITION AREA

- | | |
|-------------------------|------------------------------|
| 1. AB MEDICA SPA | 6. SURGLINE SRL |
| 2. BAXTER SPA | 7. JOHNSON & JOHNSON MEDICAL |
| 3. B BRAUN MILANO SPA | 8. INNOVA MEDICA SPA |
| 4. KARL STORZ | 9. COLMA SRL |
| 5. MEDTRONIC ITALIA SPA | 10. NESTLÉ SPA |

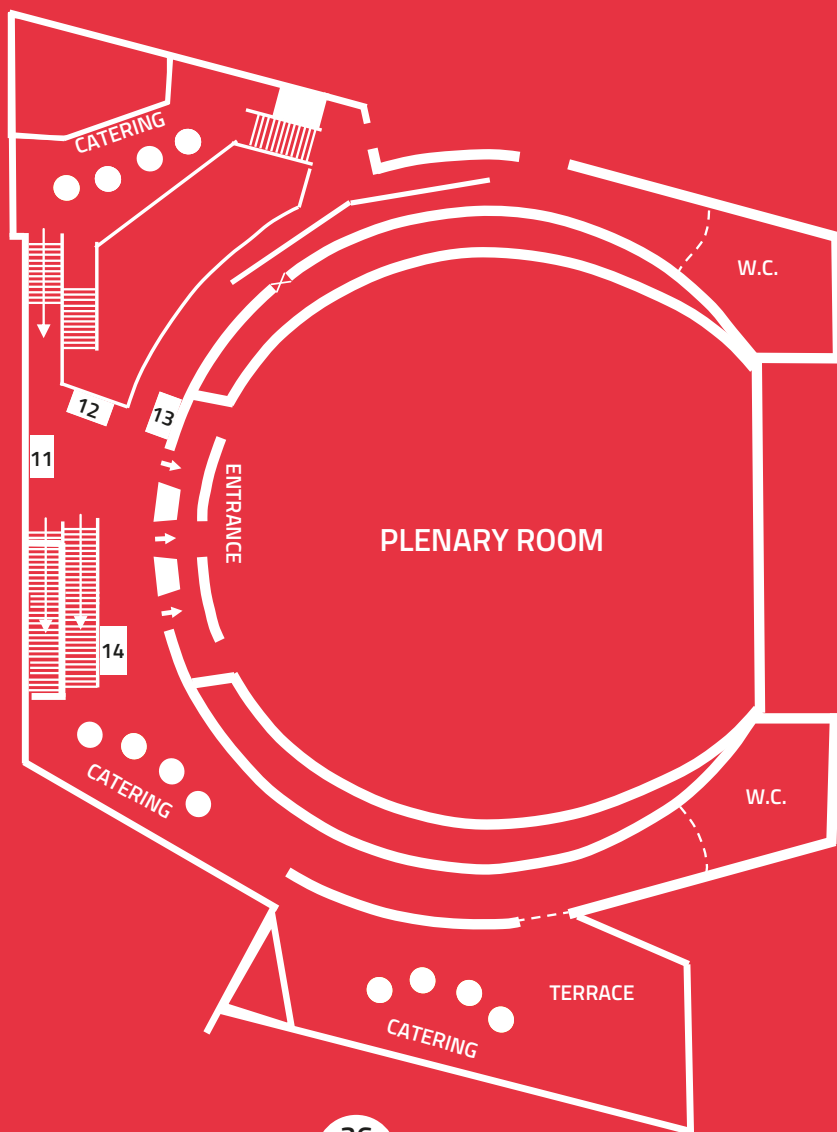
POSTER EXHIBITION



CONGRESS SPACES | PLENARY ROOM ENTRANCE EXHIBITION AREA

- 11. TELEA ELECTRONIC ENGINEERING
- 12. HULK-VEA SRL
- 13. COLOPLAST SPA
- 14. LAPARO S.P. ZOO

POSTER EXHIBITION





12th SEPTEMBER 2019

07.30a.m Opening Registration

8:00-9:00
a.m **SESSION I GASTROINTESTINAL**
Chairmen: M. Cheli, M. De Diego Suarez

- 5'+ 2' Experience and Learning Points in the Management of Achalasia Cardia in Children
A. Daya Ram
- 5'+ 2' Can laparoscopy-assisted percutaneous endoscopic gastrostomy (PEG) prevent major gastrostomy complications?
D. Demirel
- 5'+ 2' How to treat chemical burns of the esophagus? Experiences with the Home Catheter Ballon Dilatation as an effective method for treatment
O. H. Diez
- 5'+ 2' Long-term outcome of preserving the native esophagus in long gap oesophageal atresia by thoracoscopic traction technique
M. Lindeboom
- 5'+ 2' Acute gastric volvulus in children: our experience in management and laparoscopic gastropexy
L. Tarallo
- 5'+ 2' The effect of Laparoscopic sleeve gastrectomy in treatment of type 2 Diabetes Mellitus in children and adolescents
M. Soliman
- 3'+ 2' Laparoscopic versus open pyloromyotomy. Our experience
M. Lebet
- 3'+ 2' *Laparoscopic Versus Open Pyloromyotomy in Treatment of Infantile Hypertrophic Pyloric Stenosis
H. Sheir
- 3'+ 2' Mininvasive management of Hypertrophic Pyloric Stenosis : a 10 years single center review
F. Destro

***SHORTLISTED FOR ESPES AWARDS**

ANNUAL CONGRESS

9:00-10:00 **SESSION II UROLOGY**
a.m. *Chairmen: P. Philippe, S. Shehata*

- 5'+ 2' Laparoscopic two stage Fowler_Stephens orchiopexy (FSO) versus laparoscopic staged traction orchiopexy (SLTO) in treatment of intra-abdominal testis in pediatrics
M. Elsherbiny
- 5'+ 2' *Analysis of the volume change of the testis after inguinal hernia repair using the PIRS method - pilot study
P. Wolak
- 5'+ 2' Anesthesiologic and antalgic aspects of infants undergoing laparoscopic inguinal hernia repair
P. Midrio
- 5'+ 2' A new device for mini-perc in pediatric renal stone treatment
P. Caione
- 5'+ 2' Comparison of treatment methods for stone in lower calyx in children with flexible ureteroscopy and microperc - prospective study
A. Halinsk
- 5'+ 2' Indications and pitfalls of laparoscopic or laparoscopy-assisted urinary system stone removal
B. Tokar
- 5'+ 2' Endourological treatment of primary obstructive megaureter: ten years experience
E. Mele
- 5'+ 2' *Laparoscopic Lich-Gregoir reimplantation in day-case surgery for the treatment of high-grade unilateral vesico-ureteral reflux in children
F. Varlet
- 3'+ 2' Laparoscopic two stage spermatic vessels sparing procedure for intra-abdominal undescended testis
V. David

*SHORTLISTED FOR ESPES AWARDS



12th SEPTEMBER 2019

10:00-11:00 a.m. SESSION III GASTROINTESTINAL
Chairmen: M. Metzelder, B. Tokar

- 5'+ 2' MIS endoscopic treatment for gastric output obstruction
V. Soroutchan
- 5'+ 2' Minimally invasive surgery (MIS) versus open surgery (OS) in newborns with congenital duodenal obstruction (CDO) and esophageal atresia (EA). Short term outcome comparative study
M. Andretta
- 5'+ 2' *Preliminary results of laparoscopic stapled duodeno-duodenostomy for duodenal atresia
L. Pio
- 5'+ 2' Laparoscopic management of jejuno-ileal atresia. A systematic review and meta-analysis
B. Maqbool
- 5'+ 2' Long term follow-up and outcomes in laparoscopic duodenal atresia repair. Analysis of our experience
C. Bleve
- 5'+ 2' Laparoscopic hepatico-duodenostomy associated with intraoperative flexible endoscopic check in the treatment of choledochal cyst: preliminary experience and technical details
G. Mattioli
- 5'+ 2' Transrectal access in the surgical treatment of biliary atresia
A. Gusev
- 3'+ 2' Gallbladder duplication: timing and pitfalls of laparoscopic cholecystectomy in children
C. Piolat
- 3'+ 2' Unusual case of abdominal mass: endoscopic diagnosis of Rapunzel syndrome
A. Centonze

***SHORTLISTED FOR ESPES AWARDS**

ANNUAL CONGRESS

10:00-11:30 Open Coffee Break
a.m.

11:00-12:00 **SESSION IV GASTROINTESTINAL**
a.m. p.m. *Chairmen: I. Cano, C. Piolat*

- 5'+ 2' Minimally Invasive surgery for Hirschsprung patients with persistent postoperative obstructive symptoms
A. Pini Prato
- 5'+ 2' *Comparison of perioperative outcomes between laparoscopic and open partial splenectomy in children
S. Gfroerer
- 5'+ 2' Experience of minimally invasive surgery in children with neurogenic tumors of thoracoabdominal localization associated with IDRF
S. R. Talyov
- 5'+ 2' Laparoscopic Hill-Snow repair for physiologic GERD in our centre. Long term follow-up
M. L. Conighi
- 5'+ 2' Comparison of inflammatory stress response between laparoscopic and open approach for pediatric inguinal hernia repair in children
M. Jukić
- 3'+ 2' Development in the surgical treatment of acute appendicitis: a single center experience
F. Bartoli
- 3'+ 2' Laparoscopic appendectomy in children; current practice and future challenges in Malta. A preliminary report
C. Borg
- 3'+ 2' Laparoscopic correction of a prenatally detected pouch colon type 2 malformation
D. Codrich

*SHORTLISTED FOR ESPES AWARDS



12th SEPTEMBER 2019

12:00-1:00
p.m.

SESSION V GASTROINTESTINAL

Chairmen: M. Haddad, J. Moreira Pinto

- 5'+ 2' The laparoscopic approach to the splenic cysts in children
E. Özçakır
- 5'+ 2' Pancreatic surgery in children
A. Gusev
- 5'+ 2' Laparoscopic Malone Appendicostomy in paediatric population: 2 centers long term follow-up
G. Boroni
- 5'+ 2' Sigmoid volvulus in children and minimally invasive treatment
F. Italiano
- 5'+ 2' Laparoscopic suture rectopexy and sigmoidopexy for resistant complete rectal prolapse in children
S. Shehata
- 5'+ 2' Laparoscopic appendectomies: medico-economic comparison for "in" and "out" techniques
L. Fourcade
- 3'+ 2' Effectiveness of TULAA for acute appendicitis in children: a local experience compared with a meta-analysis
L. Avolio
- 3'+ 2' Video-laparoscopic inguinal hernia repair: single centre experience
S. Patané

ANNUAL CONGRESS

1:00-1:15
p.m. **PRESIDENTIAL ADDRESS**
Introduction: I. Draghici, H. Steyert

1:15-1:30
p.m. **ESPES MANUAL OF PEDIATRIC MINIMALLY INVASIVE SURGERY PRESENTATION**
C. Esposito

1:30-2:30
p.m. Lunch

2:30-3:00
p.m. **ESPES KEYNOTE LECTURE**
Introduction: M. Mendoza Sagaon
Present and future of fetal surgery
C. Giné

3:00-3:45
p.m. **SESSION VI THORAX**
Chairmen: S. Clarke, D. Van Der Zee

5'+ 2' Posterior tracheopexy for severe tracheomalacia: a new solution for an old problem?

G. Mattioli

5'+ 2' *Thoracoscopic multistage repair of long-gap esophageal atresia using internal traction suture technique – evolution of the method

D. Patkowski

5'+ 2' Preliminary experience of laparoscopic Collis gastroplasty and thoracoscopic esophageal anastomosis for type 1 esophageal atresia

L. Pio

5'+ 2' Continuous suture technique for anastomosis in esophageal atresia and clip ligation of tracheo-esophageal fistula in newborns

S. Rohleder

5'+ 2' Thoracoscopic repair of h-type tracheoesophageal fistula

M. Rygl

5'+ 2' The application of percutaneous suturing technique in thoracoscopic repair of congenital diaphragmatic hernia

B. Bogusz

3'+ 2' Utility of Fiber Bronchoscopy in the Management of a Neonate with VACTERL Anomaly

B. Savu

***SHORTLISTED FOR ESPES AWARDS**



12th SEPTEMBER 2019

3:45-4:30
p.m.

SESSION VII THORAX

Chairmen: L. Fourcade, P. G. Gamba

- 5'+ 2' Unique Thoracoscopic Technique for Posterolateral triangle repair in Congenital Diaphragmatic Hernia; a Bi-central study
H. Said
- 5'+ 2' Primary focal hyperhidrosis in children: is surgical treatment a safe and effective option?
C. Carvalho
- 5'+ 2' Thoracoscopic sympathectomy for treatment of primary hyperhidrosis in children: a randomized comparative study between clipping and electrocautery techniques
M. Akl
- 5'+ 2' Comparison between standard and thoracoscopic extrapleural modification of nuss procedure- two centers experience
R. Jokic
- 3'+ 2' Endoscopic stent application in a child with triple a syndrome and esophageal perforation
B. Tander

ANNUAL CONGRESS

4:00-5:30
p.m

Open Coffee Break

4:30-5:30
p.m

ESPES-IPEG SESSION

Emerging technologies and new frontiers in Pediatric MIS

ESPES: **C. Esposito** | IPEG: **P. Szavay**

Pediatric Robotics: Current and future

A. Najmaldin

The classic does not lose modernity. How open neonatal surgery has changed in the era of MIS

P. Bagolan

Long term results of ballon dilatation to treat urinary pathologies in pediatric patients

J. M. Angulo

Virtual and Augmented Reality in Pediatric Surgery

F. Becmeur

6:30
p.m

Departure from Teatro Comunale to Venice

PAY ATTENTION

Delay in departure is not allowed, at 6.30 bus will leave the place to arrange Venice

8:00
p.m

Gala Cruise Dinner in Venice

12:00
p.m

Return from Venice to the Teatro Comunale (there will be no different stops)



13th SEPTEMBER 2019

8:00-9:00 **SESSION VIII THORAX**
a.m. *Chairmen: J. De Agustin, A. Saxena*

- 5'+ 2' Bronchogenic and duplication cysts in children
O. Kilic
- 5'+ 2' Is thoracoscopic lung-sparing surgery feasible for the treatment of congenital pulmonary airway malformations?
N. Di Salvo
- 5'+ 2' Thoracoscopic lobectomy versus sparing resection in congenital lung malformations
N. Khen-Dunlop
- 5'+ 2' *Comparison between single- and double-lung ventilation with permissive hypercapnia in CPAM diagnosed infants undergoing thoracoscopic lung resection under 2 years of age
R. Matos da Silva Maia
- 5'+ 2' *Thoracoscopic resection of congenital lung malformations (clm) in infants: intraoperative evaluation with cerebral and somatic near infrared spectroscopy (nirs) monitoring
A. Morandi
- 5'+ 2' How important is the timing of thoracoscopy to provide early recovery in childhood empyema?
D. Demirel
- 3'+ 2' Five-years experience in the thoracoscopic treatment of the oncological and malformative lung diseases: lessons learned and pitfalls
R. Guanà
- 3'+ 2' Thoracoscopic pneumatocele ablation in an infant with respiratory insufficiency
J. De Agustin
- 3'+ 2' Minimally-invasive approach to complicated pneumonia in children: why don't we just put a tube?
M. Erculiani

*SHORTLISTED FOR ESPES AWARDS

ANNUAL CONGRESS

9:00-10:00 **SESSION IX MISCELLANEOUS**
a.m. *Chairmen: S. Gfoerer, A. Gusev*

- 5'+ 2' Surgical simulation in Pediatric Surgery. Essential bases for surgeons-in-training in Minimal Invasive Surgery (MIS)
C. Rahn
- 5'+ 2' The National Pediatric Surgery Simulation Program in France: a tool to develop resident training in pediatric surgery and pediatric laparoscopic training
J. Breaud
- 5'+ 2' Thoracoscopic Congenital Diaphragmatic Hernia Repair - An innovative cost effective model providing a training opportunity for Paediatric Surgery Trainees
H. Carter
- 5'+ 2' 200 initial procedures with 5 mm working channel laparoscope
E. Perez Etchepare
- 5'+ 2' Complications of robotic assisted laparoscopy in children: a prospective study
D. Di Fabrizio
- 3'+ 2' Single-incision laparoscopic femoral hernia repair using a percutaneous internal ring suture-like technique in children
A. S. Marinho
- 3'+ 2' Is Laparoscopic Percutaneous Internal Ring Suturing (PIRS) The Most Comparable Laparoscopic Technique to Open Herniotomy (OH)?
E. Raboei
- 3'+ 2' Laparoscopic Repair of Incarcerated Inguinal Hernia: 15 Years of Experience in a Regional Paediatric Centre
E. Westwood
- 3'+ 2' Laparoscopy in a Central European National Institute: results of the past 10 years focused on complications
B. Fadgyas

PROGRAM

9th ESPES



13th SEPTEMBER 2019

10:00-10:30 **ESPES KEYNOTE LECTURE**
a.m. How to create a winning team
D. Tommasi | *President of the Italian Football Players Association*

10:00-11:30 Open Coffee Break
a.m.

10:30-11:45 **SESSION X INNOVATIONS & ROBOTICS**
a.m. *Chairmen: M. Oomen, G. Riccipetioni*

- 5'+ 2' Succesfull use of mini-invasive approach in pediatric hepatobiliopancreatic surgery and in adult-to-child liver transplantation
A. Rigamonti
- 5'+ 2' Robot-assisted resection of choledochal cysts and hepaticojejunostomy in children: initial experience in 2 institutions
I. Kassite
- 5'+ 2' Glove single port laparoscopic appendectomy versus conventional laparoscopic appendectomy in children and adolescents under spinal anesthesia; A randomized controlled study
M. Abdel Aziz
- 5'+ 2' Indocyanine Green (ICG) Fluorescence Lymphography: a new technique to perform lymphatic sparing laparoscopic Palomo varicocelectomy in children
M. Escolino
- 5'+ 2' *Virtual Reality Trainer for Paediatric Laparoscopic Inguinal Hernia Repair - Face and Content Validation
S. Clarke
- 5'+ 2' Fetoscopic repair of myelomeningocele: preliminary results from a single center
F. Macchini

*SHORTLISTED FOR ESPES AWARDS

ANNUAL CONGRESS

- 5'+ 2' *Postoperative bladder dysfunction and outcomes after MIS extravesical ureteral reimplantation in children using laparoscopic and robot-assisted approach. Results of a multicentric international survey
M. Escolino
- 3'+ 2' Feasibility of the robotic approach for pediatric lung lobectomy
L. Musleh
- 3'+ 2' Reliability of sutureless laparoscopic inguinal hernia repair in children. Our experience
A. Marte
- 3'+ 2' Partial spleen resection preserving blood supply arising from left gastropiploic vessels - video presentation of innovative method
J. Babala
- 3'+ 2' Combined full-laparoscopic and robotic splenectomy-cholecystectomy with supra-pubic approach in pediatric patients
M. G. Scuderi

11:45-12:45
a.m p.m.

ROUND TABLE MIS ESOPHAGEAL REPLACEMENTS

Chairmen: **P. Montupet, E. Van Der Veken**

Bowel Interposition (Colon,Ileum)

O. Reinberg

Esophageal pull up

P. De Coppi

Other techniques Gavrilu

A. Bonnard

Transitional feedings

S. Amarri

*SHORTLISTED FOR ESPES AWARDS

PROGRAM

9th ESPES



13th SEPTEMBER 2019

12:45-1:30 p.m. **GENERAL ASSEMBLY**

1:30-2:30 p.m. Lunch

2:30-3:30 p.m. **ROUND TABLE THORACOSCOPY**
Chairmen: F. Becmeur, D. Patkowski

Lobectomy in CCAM

S. S. Rothemberg

Segmentectomy When and Why

D. Van Der Zee

Robotic Lobectomy in Pediatric Patients

N. Khen-Dunlop

Mediastinal Masses

F. Chiarenza

3:30-4:30 p.m. **SESSION XI UROLOGY 2**
Chairmen: N. Baltogiannis, O. Ergun

5'+ 2' Long term follow-up in laparoscopy vascular hitch for UPJ obstruction due to lower pole crossing vessels

V. Bucci

5'+ 2' *Micropercutaneous endopyelotomy for recurrent pyeloureteral junction obstruction

B. Fernández

5'+ 2' Laparoscopic ureterocalicostomy in children: think about it!

A. Paye Jaouen

5'+ 2' Post-operative complications after Lymph-Sparing Laparoscopic Palomo varicocelectomy in children and adolescents. First long-term report of a single tertiary center

C. Kasselas

*SHORTLISTED FOR ESPES AWARDS

ANNUAL CONGRESS

5'+ 2' Paediatric robotic versus open pyeloplasty: Is it less painful and will I be discharged earlier?

I. Stratulat

3'+ 2' The impact of blue dye injection in the morbidity of the laparoscopic treatment of varicocele

I. I. Braga

3'+ 2' Laparoscopic Varicolectomy in Adolescents: Artery Ligation or Artery Preservation? A systematic review and meta-analysis

P. Impellizzeri

3'+ 2' *Distal ureter preservation for Clean Intermittent Catheterization during mini-invasive nephrectomy

G. Spampinato

4:00-5:00 Open Coffee Break
p.m.

4:30-5:30 **SESSION XII INNOVATIONS & ROBOTICS + ONCOLOGY**
p.m. *Chairmen: N. Alizai, G. Pelizzo*

5'+ 2' Laparoscopic excision of ganglioneuroma secreting dopamine: pre-surgical treatment and differential diagnosis with secreting paraganglioma / feocromocitoma

G. Casadio

5'+ 2' *Laparoscopic adrenalectomy in children

S. Castro

5'+ 2' *Ovarian transposition as a minimally invasive preservation technique of fertility: ten years of experience in a paediatric tertiary centre.

A. Costa

5'+ 2' Evaluation of Surgical Intervention in Venous Malformations among Children

A. Moubarak

5'+ 2' *The role of minimally invasive surgical methods in the diagnosis and staging of pediatric tumors - a single-center experience

P. Moutaftchieva

*SHORTLISTED FOR ESPES AWARDS

PROGRAM

9th ESPES



13th SEPTEMBER 2019

- 5'+ 2' *Low-cost training simulator for laparoscopic inguinal hernia repair for boys: development and face validation
E. Haraux
- 5'+ 2' Learning curve in mininvasive surgery: the functional brain activity studies to guide the training programs
G. Pelizzo
- 3'+ 2' Surgical team satisfaction in robotic-assisted pediatric surgery / urology: a national survey
G. Lisi
- 3'+ 2' Considerations regarding pain management and anesthesiological aspects in pediatric patients undergoing minimally invasive surgery: robotic vs laparoscopic-thoracoscopic approach
E. Bindi

5:30-6:30 p.m. **SESSION XIII MISCELLANEOUS**
Chairmen: J. Correia Pinto, M. Lopez

- 5'+ 2' Clinical and functional long-term outcomes of laparoscopic assisted anorectoplasty: a comparative study with posterior sagittal anorectoplasty
M. Gambino
- 5'+ 2' Laparoscopic surgery or conventional surgery in the treatment of hydatid cyst of the liver, experience of a pediatric surgery service.
F. Hatri
- 5'+ 2' Organ-preserving management of splenic cyst via laparoscopy: complications and doubts
B. Frybova
- 5'+ 2' Limits of the laparoscopic approach for hepatic hydatid cysts
I. Draghici
- 5'+ 2' The use of staple technology for partial splenectomy in children: a single centre experience
E. La Pergola

*SHORTLISTED FOR ESPES AWARDS

ANNUAL CONGRESS

- 3' + 2' Interest of laparoscopy in the diagnosis of peritoneal tuberculosis
Y. Kerkeni
- 3' + 2' Endoscopic pilonidal sinus treatment in teenagers
A. Allasia
- 3' + 2' Laparoscopic advanced procedures in children after open repair of the
gastrointestinal tract perforation with peritonitis - a case series
K. Gizewska-Kacprzak
- 6:30 **CLOSING REMARKS**
p.m **H. Steyaert**



9th ESPES ANNUAL CONGRESS



MUNICIPAL THEATER
ROOM B

POSTERS SESSIONS



10:00-11:00 a.m. **POSTER SESSION | GASTROINTESTINAL**
Chairmen: L. Matthysens, A. Stoica



*Laparoscopic Pancreatectomy for Hyperinsulinemic Hypoglycemia of Infancy. Mansoura Experience in four cases

A. Elsaied

Laparoscopic subtotal cystectomy as primary treatment for large non-parasitic splenic cysts

A.A. Scarpa

Rare clinical case of portal vein aneurysm in the child with cirrhosis

A. Gusev

Laparoscopic approach for treatment of primary splenic cyst. Case report and review of the literature

A. Marte

Laparoscopic Malone Antegrade Colonic Enema Procedure in a Patient with Intestinal Malrotation and Persistent Cloaca

B. Tokar

Dumping syndrome following fundoplication in children: an underdiagnosed complication?

C. Piolat

Cholecystectomy in pediatric age: 9 years experience

D. Biondini

Robot-assisted Heller myotomy for achalasia

E. Bindi

Management of cholecystocholedocholithiasis in pediatric age: experience at a Tertiary Care Center

G. Giannotti

Laparoscopic Nissen fundoplication - the first choice to treat gastroesophageal reflux in a malnourished infant?

I. Draghici

*Fast track surgery in short segment Hirschsprung disease

L. Ali

*SHORTLISTED FOR ESPES AWARDS

PROGRAM

9th ESPES ANNUAL CONGRESS

Neonatal trans-anal endorectal pull through (ERPT) versus laparoscopic-assisted trans-anal pull through (LATAPT) after 28 days of life in recto-sigmoid Hirschsprung disease: early outcomes

L. Pio

Crohn disease, open or laparoscopic appendectomy?

M. D. Popescu

*Laparoscopic-assisted approach for intestinal duplications in infants: 15 years of experience in a single Center

N. Di Salvo

Robotic reversal of open Hartmann's procedure for large bowel necrosis and perforation in a young girl: a case report

P. Ledent

11:00-12:00 POSTER SESSION II THORAX

a.m. p.m. *Chairmen: C. Romeo, A. Zaki*

Thoracoscopy in congenital lung malformations: experience of a single centre

A. Ganarin

*Thoracoscopic esophageal atresia repair with "primary" anastomosis: systematic review

A. S. Marinho

Thoracoscopic approach to mediastinal masses in the paediatric population

A. Moga

Thoracoscopic resection of prenatally treated pulmonary sequestrations: report of two cases

A. Morandi

Video-assisted-thoracoscopic removal of retained intra-thoracic pleuroamniotic shunts

P. Midrio

Laparoscopic partial nephrectomy in duplex kidneys with giant megaureter in infants less than 10 kg: two peculiar cases

M. Iaquinto

*SHORTLISTED FOR ESPES AWARDS

POSTER SESSION



5 mm optic with 3 mm working channel single-port for thoracoscopic sympathectomy for the treatment of primary palmar hyperhidrosis

E. Perez Etchepare

Preliminary experience with the use of a new MIS technology at two paediatric surgical centres

F. Destro

Thoracoscopic treatment of pulmonary sequestration

F. Varlet

Next step in oesophageal atresia surgery: orthotopic position of the oesophagus

J. De Agustin

Pulmonary function after thoracoscopic lobectomy for congenital pulmonary airway malformations: mid term outcome

L. Pio

Totally robotic transhiatal esophagectomy for caustic burns in a 2 year old patient

A. Pini Prato

Congenital esophageal stenosis associated to esophageal atresia: how to treat? Case report and review of literature

M. L. Conighi

Thoracoscopic resection of mediastinal cystic lesions: advantages of 3D technology

M. L. Conighi

*Thoracoscopic posterior tracheopexy during primary esophageal atresia repair

E. van Tuyll

Predictive value of endoscopic stricture index on the need and number of dilatations in esophageal anastomotic strictures after esophageal atresia repair

N. Di Salvo

*The use of new technologies in pediatric minimally invasive surgery: the other side of the coin. Attitude and strategies of the wise surgeon

S. Costanzo

*Initial experiences with laparoscopic Heller's esophagocardiomyotomy

V. Dotlačil

*Routine screening for gastroesophageal reflux is not necessary prior to gastrotomy in neurologically impaired children

Z. Dokumcu

*SHORTLISTED FOR ESPES AWARDS

PROGRAM

9th ESPES ANNUAL CONGRESS

3:00-4:00 **POSTER SESSION III MISCELLANEOUS**
p.m *Chairmen: V. Di Benedetto, A. Daya Ram*

Technical standardization of MIS management of children with pilonidal sinus disease using pediatric endoscopic pilonidal treatment (Pepsit) and laser depilation
M. Escolino

Middle term evaluation of the simulation model for laparoscopic pyloromyotomy
L. Fourcade

Unicentric experience with EPSIT for pilonidal disease in pediatrics
A. Pini Prato

Video assisted sclerosis with ok432 of endoabdominal lymphangioma, an effective, safe and minimally invasive choice
S. Silvaroli

The value of laparoscopy in the treatment of blunt splenic trauma
V. Soroutchan

Laparoscopic management of shot gun injury to the abdomen in a child
A. Daya Ram

Congenital inguinal hernia treating by PIRS technique: evaluating the learning curve
B. Fadgyas

Objective structured assessment of technical skills for laparoscopic reconstructive surgery in pediatric surgery training programme
B. Tokar

Laparoscopic hemisplenectomy with splenopexy for an enlarged wandering spleen
B. Bogusz

Laparoscopic adrenalectomy in a child with men 2a syndrome
B. Tander

One trocar surgery: experience of a single center
C. Noviello

*SHORTLISTED FOR ESPES AWARDS

POSTER SESSION

PROGRAM

9th ESPES ANNUAL CONGRESS

What do parents think about laparoscopy? A portuguese online survey
C. Carvalho

High demanding procedures in low-volume center.
Our initial partnership experience

F. Beretta

Robotic assisted paediatric hepatic tumor resection. Case report

F. Fascetti Leon

Inter-observer agreement on scar evaluation for uncomplicated
appendicitis using a visual observer scale

G. Lisi

Robotic enucleation of a solid pseudopapillary neoplasm in a 9-year-old girl

G. Spampinato

Star wars: simulation training allows realism without anguish, raising
standards a simple cost effective model of a laparoscopic first stage
orchidopexy and non-operative technical skills simulation

H. Carter

Wrist arthroscopy in children and adolescent - another field of the
minimally invasive pediatric surgery

K. Gizewska-Kacprzak

Creation of a virtual reality simulation device to teach safety in the
practice of minimally invasive surgery in pediatric surgery

L. Fourcade

*Feasibility of laparoscopic resection of neuroblastomas in patients
presenting selected positive idrfs

L. Pio

*SHORTLISTED FOR ESPES AWARDS



POSTERS SESSIONS



9:00-10:00 POSTER SESSION I UROLOGY AND MISCELLANEOUS

a.m *Chairmen: S. Cacciaguerra, E. Ciardini*

Difficulties in Diagnosis and Treatment of Ureterolithiasis in Preschool Children and the Interest of URS-L for Treating this Age Group

A. Halinski

Urothelial papilloma in pediatric age: management and follow-up. Experience in two Centers

C. Bleve

Stone street after ESWL - analysis of patients and ways of treatment

E. Wajszczuk

*Minimally invasive approach for bladder fibroepithelial polyp treatment

L. Fourcade

Laparoscopic approach of giant mucinous borderline ovarian tumors: case reports and review of the literature

L. Avolio

Minimally invasive treatment of Fallopian tube pathology in children: a single center experience

L. Avolio

Robot-assisted vs laparoscopic pyeloplasty in children with uretero-pelvic junction obstruction (UPJO): results of a multicentric series

M. Escolino

Correlation between ovarian mass and ovarian torsion: protective factors or negative prognosis?

L. De Biagi

Feasibility, in terms of efficacy and safety, of Video-Assisted Pyeloplasty (OTAP) in the first 90 days of life

N. Di Salvo

A history of MIS: from the pre-natal diagnosis to the final treatment

L. Sangiorgio

Minimally invasive surgery for complicated neonatal ovarian cysts: a single center experience

A. Conforti

*SHORTLISTED FOR ESPES AWARDS

PROGRAM

9th ESPES ANNUAL CONGRESS

Laparoscopic conservative management of adnexal torsion

A. Piotrowska

Treatment of intrinsic and extrinsic UPJO: surgical outcome shifting from open to laparoscopic surgery in a single centre

G. Mattioli

Shehata technique in the management of non-palpable testis

Y. Kerkeni

*Cholelithiasis in children: is laparoscopic cholecystectomy becoming a more frequent surgical procedure in childhood?

Z. Pogorelić

Coelioscopic antegrade sub serous cholecystectomy: about 125 cases

Y. Kerkeni

*Minimally- invasive approach in treatment of duplications of the alimentary tract- 5 years experience

R. Pechanova

POSTERS SESSIONS

*SHORTLISTED FOR ESPES AWARDS

9th ESPES ANNUAL CONGRESS

General Information

CONGRESS VENUE

Municipal Theater City of Vicenza

Viale Giuseppe Mazzini, 39, 36100 Vicenza (ITA)

REGISTRATION

	EARLY	POST DEADLINE	ONSITE
Member	280 €	320 €	360 €
Non member	320 €	370 €	430 €
Trainee member	190 €	230 €	260 €
Trainee non member	250 €	290 €	330 €

(VAT INCLUDED)

REGISTRATION FEE OF PRECONGRESS COURSES

Workshop in Pediatric MIS	100 €
Masterclass robotic surgery	75 €
Masterclass of MIS in pediatric urology	75 €

CME CREDITS

CME ID **269202** Credits: **5,1**

the event was accredited for CME for **450 participants** and for the following professions and disciplines:

| SURGEON

Anesthesia and Intensive Care , General Surgery, Gynecology and Obstetrics Neonatology, Pediatrics, Pediatrics (Pediatricians of free choice), Pediatric Surgery

| NURSE

Nurse, Pediatric Nurse

| OBSTETRICIAN

EDUCATIONAL OBJECTIVE:

Guidelines - Protocols - Procedures

TRAINING AREA

Acquisition of technical and professional skills

EACCME

"The 9th ESPES Annual Congress, Vicenza, Italy, 11/09/2019-13/09/2019 has been accredited by the European Accreditation Council for Continuing Medical Education (EACCME®) with 20 European CME credits (ECMEC®s). Each medical specialist should claim only those hours of credit that he/she actually spent in the educational activity."

"Through an agreement between the Union Européenne des Médecins Spécialistes and the American Medical Association, physicians may convert EACCME® credits to an equivalent number of AMA PRA Category 1 Credits™. Information on the process to convert EACCME® credit to AMA credit can be found at www.ama-assn.org/education/earn-credit-participation-international-activities.

"Live educational activities, occurring outside of Canada, recognised by the UEMS-EACCME® for ECMEC®s are deemed to be Accredited Group Learning Activities (Section 1) as defined by the Maintenance of Certification Program of the Royal College of Physicians and Surgeons of Canada."



FACULTY

pg. 50	N. ALIZAI (UK)
pg. 48	S. AMARRI (IT)
pg. 16; 44	J. M. ANGULO (ES)
pg. 17; 48	J. BABALA (SI)
pg. 44	P. BAGOLAN (IT)
pg. 49	N. BALTOGIANNIS (GR)
pg. 44; 49	F. BECMEUR (FR)
pg. 15; 30	T. BLANC (FR)
pg. 48	A. BONNARD (FR)
pg. 17; 46	J. BREAUD (FR)
pg. 61;	S. CACCIAGUERRA (IT)
pg. 16; 38	P. CAIONE (IT)
pg. 40	I. CANO (ES)
pg. 37	M. CHELI (IT)
pg. 49	S. F. CHIARENZA (IT)
pg. 61	E. CIARDINI IT
pg. 42; 47	S. CLARKE (UK)
pg. 51	J. M. CORREIA PINTO (PT)



FACULTY

pg. 37; 58

A. DAYA RAM (UK)

pg. 45; 57

J. DE AGUSTIN (ES)

pg. 48

P. DE COPPI (UK)

pg. 37

M. DE-DIEGO SUAREZ (ES)

pg. 17; 58

V. DI BENEDETTO (IT)

pg. 17; 42; 51; 55

I. DRAGHICI (RO)

pg. 49

O. ERGUN (TR)

pg. 15; 47; 48; 58; 61

M. ESCOLINO (IT)

pg. 16; 42; 44

C. ESPOSITO (IT)

pg. 41; 43; 58; 59; 61

L. FOURCADE (FR)

pg. 43

P. G. GAMBA (IT)

pg. 46

S. GFOERER (DE)

pg. 4

C. GINÈ (ES)

pg. 39; 41; 55

A. GUSEV (RU)

pg. 41

M. HADDAD (UK)

pg. 15; 47;

I. KASSITE (FR)

pg. 15

H. LARDY (FR)



FACULTY

pg. 15

M. LAUREYS (BE)

pg. 15; 37

M. LIMA (IT)

pg. 51

M. LOPEZ (ES)

pg. 47

F. MACCHINI (IT)

pg. 15

S. MADAD ZADEH (FR)

pg. 55

L. MATTHYSENS (BE)

pg. 17; 42

M. MENDOZA SAGAON (CH)

pg. 39

M. METZELDER (AT)

pg. 17; 48

P. MONTUPET (FR)

pg. 41

J. MOREIRA PINTO (PT)

pg. 44

A. NAJMALDIN (UK)

pg. 47

M. OOMEN (NL)

pg. 50; 51

G. PELIZZO (IT)

pg. 38

P. PHILIPPE (LU)

pg. 39; 40; 55

C. PIOLAT (FR)

pg. 17; 40; 57; 58

A. PINI PRATO (IT)



FACULTY

pg. 48

O. REINBERG (CH)

pg. 47

G. RICCIPIPETONI (IT)

pg. 56

C. ROMEO (IT)

pg. 49

S. ROTHENBERG (US)

pg. 45

A. SAXENA (UK)

pg. 38; 41; 62

S. SHEHATA (EG)

pg. 15; 52

H. STEYAERT (BE)

pg. 55

A. STOICA (RO)

pg. 16; 44

P. SZAVAY (CH)

pg. 16

H. TILL (AT)

pg. 38; 39; 55; 58

B. TOKAR (TR)

pg. 17; 48;

E. VAN DER VEKEN (BE)

pg. 42; 49

D. VAN DER ZEE (NL)

pg. 16; 38; 57

F. VARLET (FR)

pg. 56

A. ZAKI (EG)



9th ESPES ANNUAL CONGRESS



FACULTY

70

ORAL COMMUNICATION & POSTERS

ORAL COMMUNICATION

POSTERS

A

M. ABDEL AZIZ | EG

M. AKL | EG

L. ALI | FR

A. ALLASIA | IT

M. ANDREETTA | IT

L. AVOLIO | IT

B

F. BARTOLI | IT

F. BERETTA | IT

D. BIONDINI | IT

E. BINDI | IT

C. BLEVE | IT

B. BOGUSZ | PL

C. BORG | MT

G. BORONI | IT

I. I. BRAGA | PT

V. BUCCI | IT

C

H. CARTER | UK

C. CARVALHO | PT

G. CASADIO | IT

A. CENTONZE | IT

D. CODRICH | IT

A. CONFORTI | IT

M. L. CONIGHI | IT

A. COSTA | ES

S. COSTANZO | ITA

D

V. L. DAVID | RO

D. DEMIREL | TR

L. DE BIAGI | IT

F. DESTRO | IT

O. H. DIEZ | DE

D. DI FABRIZIO | UK

N. DI SALVO | IT

Z. DOKUMCU | TR

V. DOTLAČIL | CZ

E

A. ELSAIED | EG

M. ELSHERBINY | EG

M. ERCULIANI | IT

F

B. FADGYAS | HU

F. FASCETTI LEON | IT

B. FERNÁNDEZ | ES

B. FRYBOVA | CZ

G. FUSI | IT

G

M. GAMBINO | IT

A. GANARIN | IT

G. GIANNOTTI | IT

K. GIZEWSKA-KACPRZAK | PL

R. GUANÀ | IT



H

A. HALINSKI | PL
E. HARAUX | FR
F. HATRI | DZ

I

P. IMPELLIZZERI | IT
F. ITALIANO | IT

J

R. JOKIC | RS
M. JUKIĆ | HR

K

C. KASELAS | GR
Y. KERKENI | TN
O. KILIC | TR

L

E. LA PERGOLA | IT
M. LEBET | IT
P. LEDENT | BE
M. LINDEBOOM | NL
G. LISI | ITA

M

B. MAQBOOL | PK
A. S. MARINHO | PT
A. MARTE | IT
R. MATOS DA SILVA MAIA | BE
G. MATTIOLI | IT
E. MELE | IT

P. MIDRIO | IT

A. MOGA | RO

A. MORANDI | IT

A. MOUBARAK | EG

P. MOUTAFTCHIEVA | BG

L. MUSLEH | FR

O

E. ÖZÇAKIR | TR

P

S. PATANÈ | IT

A. PAYE JAOUEN | FR

R. PECHANOVA | SK

E. PEREZ ETCHEPARE | ES

L. PIO | FR

A. PIOTROWSKA | PL

Z. POGORELIĆ | HR

M. D. POPESCU | RO

R

E. RABOEI | SA

C. RAHN | ES

A. RIGAMONTI | IT

S. ROHLEDER | DE

M. RYGL | CZ

ORAL COMMUNICATION & POSTERS

S

H. SAID | SA

L. SAN GIORGIO | IT

B. SAVU | RO

A. A. SCARPA | IT

M. G. SCUDERI | IT

S. SHEIR | EG

S. SILVAROLI | IT

M. SOLIMAN | EG

V. SOROUTCHAN | UA

G. SPAMPINATO | ITA

I. STRATULAT | UK

T

S. TALYPOV | RU

B. TANDER | TR

L. TARALLO | IT

V

S. VASCONCELOS CASTRO

| PT

W

E. WAJSZCZUK | ES

E. WESTWOOD | UK

P. WOLAK | PL



www.espes.eu



| EUROPE



ITALY



FRANCE



ROMANIA



SLOVENIA



GERMANY



UNITED
KINGDOM



CROATIA



SPAIN



SERBIA



RUSSIAN
FEDERATION



CZECH
REPUBLIC



UKRAINA



POLAND



PORTUGAL



SWITZERLAND



GREECE



MALTA



HUNGARY



NETHERLANDS



TURKEY



SLOVAKIA



BELGIUM



BULGARIA

| AFRICA



EGYPT



TUNISIA



ALGERIA



USA



MEXICO



CANADA

| AMERICAS

| ASIA



UAE



PAKISTAN



INDIA



SAUDI ARABIA



JAPAN



PARTICIPATION
OF MORE THAN

30 COUNTRIES



9th ESPES ANNUAL CONGRESS

Sponsor

with the non-binding educational contribution of

MAIN SPONSOR



SILVER SPONSOR



BRONZE SPONSOR



other sponsors



APPLIED MEDICAL DISTRIBUTION EUROPE BV FILIALE ITALIANA |
BAXTER SPA | COLOPLAST SPA | DICOFARM SPA
EB NEURO SPA | IATOTREK SRL | LAPARO S.P. ZOO | NOOS SRL |
TELEA ELECTRONIC ENGINEERING SRL

9th ESPES ANNUAL CONGRESS

Patronage

with the patronage of



PATROCINIO
REGIONE DEL VENETO



Città di Vicenza

REGIONE DEL VENETO



ULSS
SERVIZIO
REGIONALE
D'EMERGENZA



ESPEE



PALERMO | MILANO | VERONA | NUORO

Biba Group - Branch Office Milano

Via Vincenzo Monti, 14

+39 02.849.31.928

Head Office - Palermo

Via Emilia 38, +39 091.527416

Milano - Verona - Nuoro - Palermo

www.bibagroup.it